

# Newpark Comprehensive School App

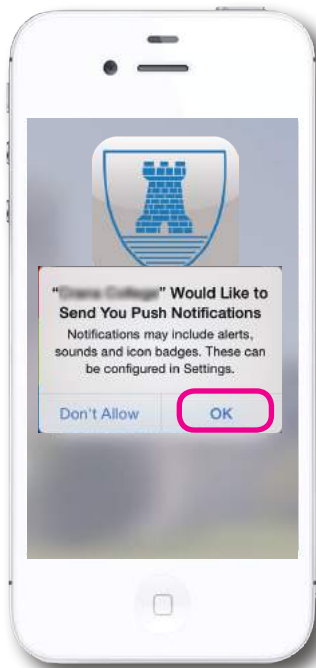


## 1. DOWNLOAD YOUR APP

Search for 'Newpark Comprehensive School'

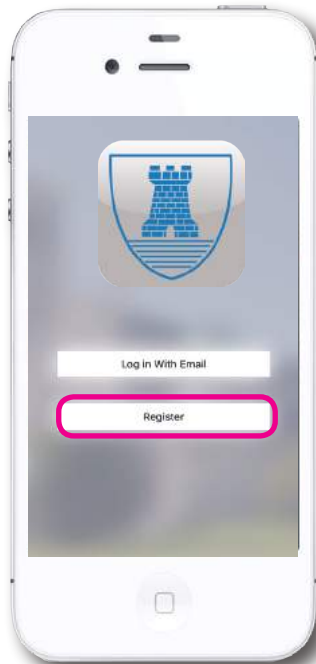


## 2. ALLOW PUSH NOTIFICATIONS

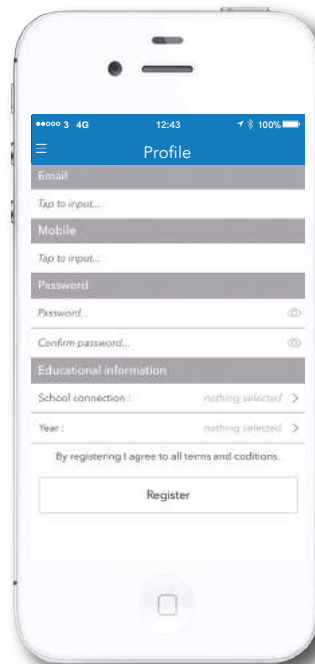


## 3. REGISTER

Use any of your own email addresses and password of your own choice.



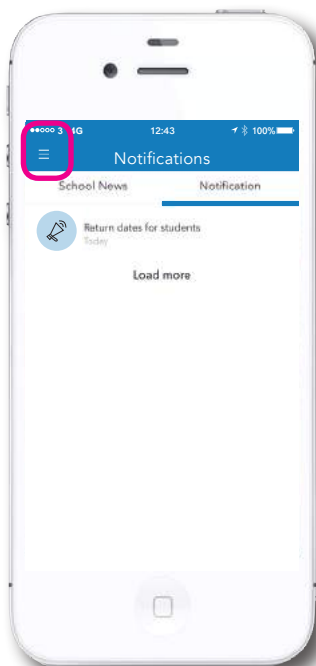
## 4. SET YOUR PROFILE



- Add your own email address
- Input your mobile number
- Set your own password
- Set your School Connection as a Student, Parent/Guardian, Teacher or even Past Pupil
- Set Year/Class to which you wish to receive NOTIFICATIONS about
- Then press **REGISTER**

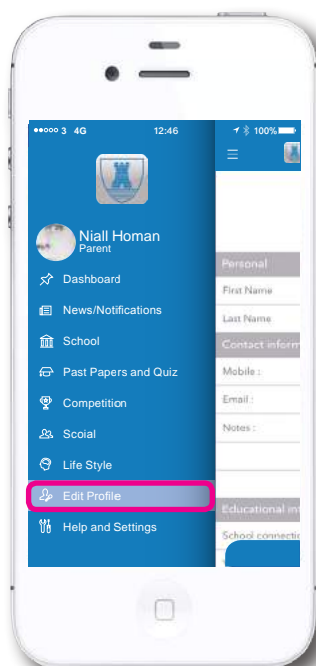
## 5. THE APP OPENS!

Press the HOME icon to open the side drawer



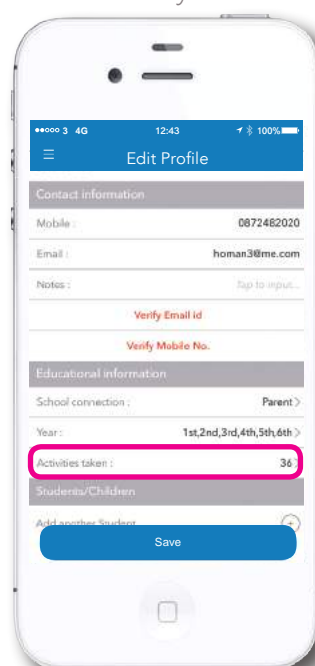
## 6. HOME

From here you can view all modules within the App. Select **EDIT PROFILE**



## 7. EDIT PROFILE

Now add the specific ACTIVITIES that you wish to receive NOTIFICATIONS about such as U16 Boys Football



Feel free to go into your PROFILE throughout the years and edit your details as your student will always be changing activities and you have the choice to select the NOTIFICATIONS you wish to receive.

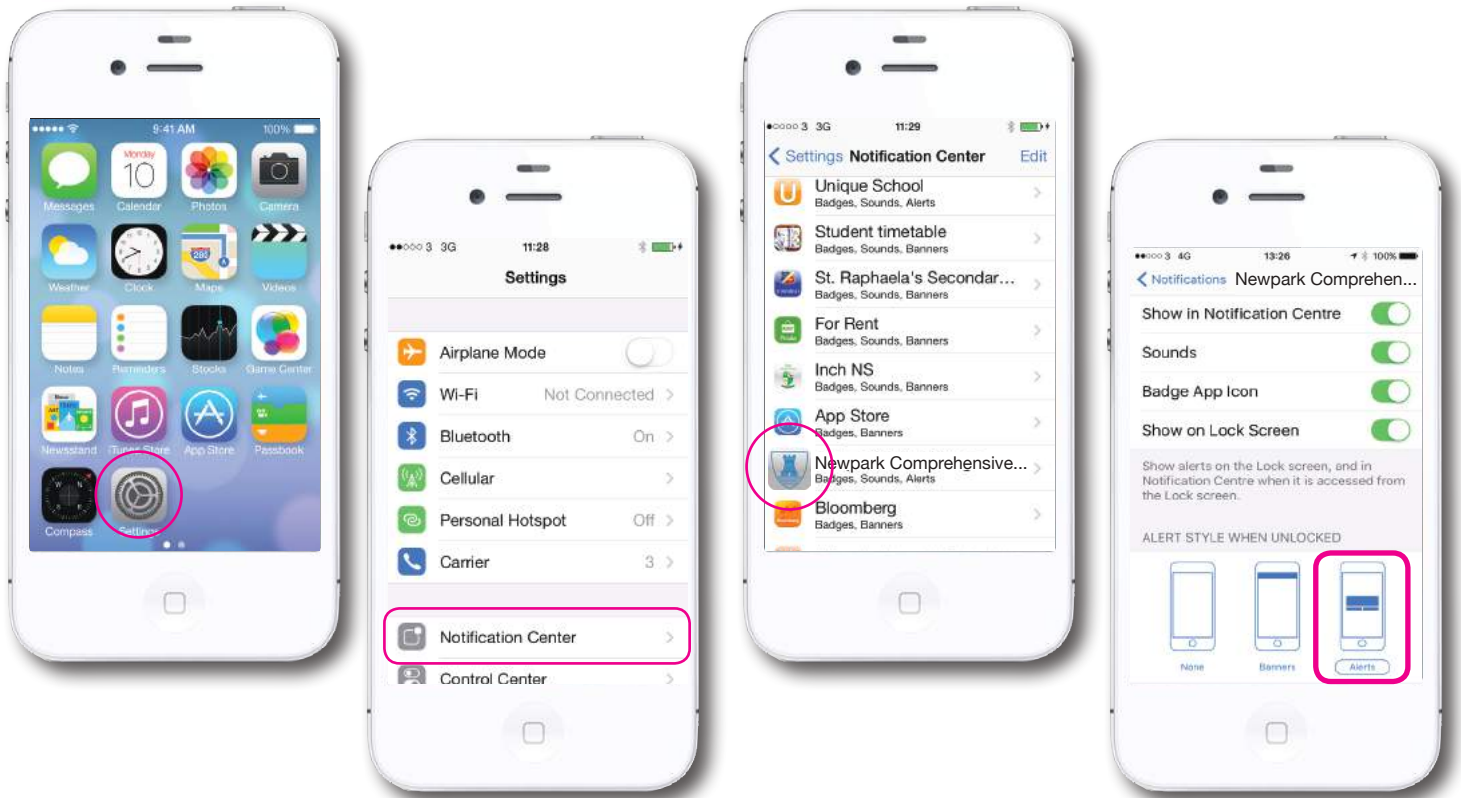
- Then press **SAVE**.



# SETTING YOUR NOTIFICATIONS PREFERENCES



SET YOUR IOS NOTIFICATIONS



On Apple IOS devices the Notifications are set as illustrated above. Go to **SETTINGS** and then go to **NOTIFICATION CENTRE**. Locate your School Name. Then adjust the **ALERT STYLE** to Alerts, this sets your style of **PUSH NOTIFICATIONS** from the School.



SET YOUR ANDROID NOTIFICATIONS



Go to settings

Locate your School App icon.

Select 'Show notifications'

Lagon to [www.newparkschool.ie](http://www.newparkschool.ie) and you will find the following links:



link to Android



link to iTunes



link to Brochure

*That's it!*